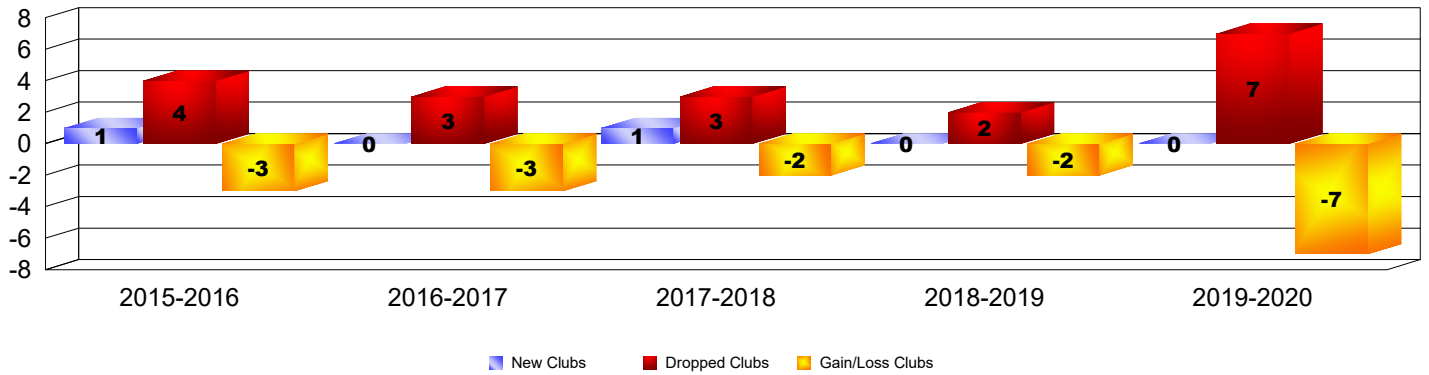


Multiple District 331

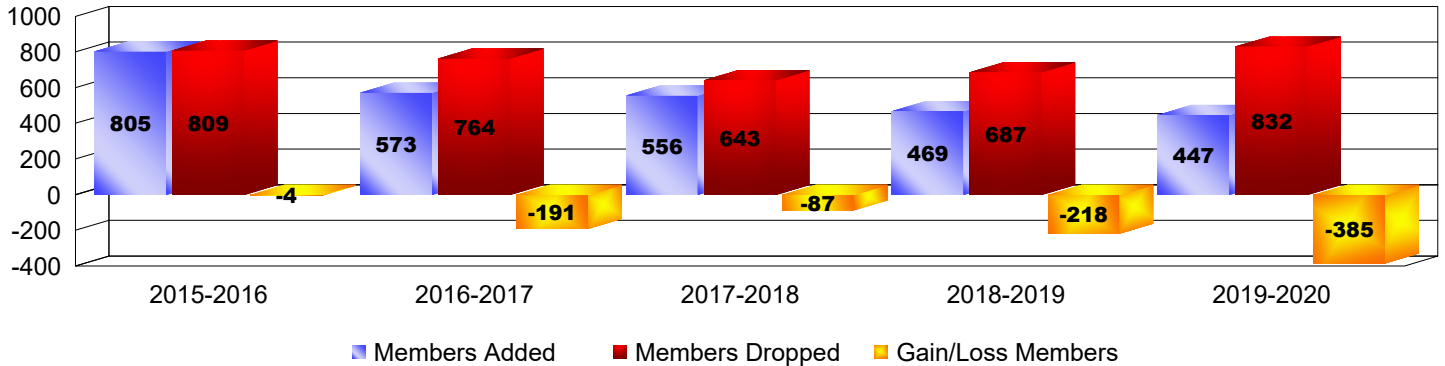
As of June 2020 Cumulative

Year	New Clubs	Dropped Clubs	Gain/Loss Clubs	New Members	Charter Members	Reinstate Members	Transfer Members	Total Member Added	Total Members Dropped	Gain/Loss Members
2015-2016	1	4	-3	766	20	5	14	805	809	-4
2016-2017	0	3	-3	552	0	10	11	573	764	-191
2017-2018	1	3	-2	521	22	7	6	556	643	-87
2018-2019	0	2	-2	451	0	13	5	469	687	-218
2019-2020	0	7	-7	436	0	7	4	447	832	-385
Average	0	4	-3	545	8	8	8	570	747	-177


Clubs



Members



Membership Composition June 2020 Cumulative



Gender Comparison June 2020 Cumulative

